



E.S.E METROSALUD

EJECUCION PRESUPUESTAL DE INGRESOS

30 DE JUNIO DE 2020

Rubro	Detalle Rubro	Presupuesto Inicial	Modificaciones				Total Modificaciones	Presupuesto Definitivo	Cuentas por Cobrar	Recaudo		Reconocido		Saldo por Recaudar	
			Adiciones	Reducciones	- Débitos	+ Créditos				Recaudo	%	Facturación	%	Valor	%
15	INGRESOS	322.893.078.456	6.906.541.410	4.204.189.057	0	0	2.702.352.353	325.595.430.809	51.098.861.623	141.351.313.284	43,41%	183.550.094.394	56,27%	184.244.117.525	56,59%
151	DISPONIBILIDAD INICIAL	11.332.640.000		4.204.189.057	0	0	-4.204.189.057	7.128.450.943	0	7.128.450.943	100,00%	7.128.450.943	100,00%	0	0,00%
152	DEL PERIODO	311.560.438.456	6.906.541.410	0	0	0	6.906.541.410	318.466.979.866	51.098.861.623	134.222.862.341	42,15%	176.421.643.451	55,40%	184.244.117.525	57,85%
1521	CORRIENTES	301.396.676.816	6.906.541.410	0	0	0	6.906.541.410	308.303.218.226	50.547.182.074	122.407.475.711	39,70%	164.588.721.111	53,39%	185.895.742.515	60,30%
15211	FISCALES	2.862.616.619	0	0	0	0	2.862.616.619	930.891.502	143.466.685	5,01%	1.063.504.237	37,15%	2.719.149.934	94,99%	
152111	NO TRIBUTARIOS	2.862.616.619	0	0	0	0	2.862.616.619	930.891.502	143.466.685	5,01%	1.063.504.237	37,15%	2.719.149.934	94,99%	
15211101	SANCCIONES	0	0	0	0	0	0	10.786.729	0	0,00%	10.786.729	100,00%	0	0,00%	
1521110103	PROCESOS DISCIPLINARIOS	0	0	0	0	0	0	10.786.729	0	0,00%	10.786.729	100,00%	0	0,00%	
15211102	RENTAS CONTRACTUALES	2.862.616.619	0	0	0	0	2.862.616.619	920.104.773	143.466.685	5,01%	1.052.717.508	36,77%	2.719.149.934	94,99%	
1521110202	ARRENDAMIENTOS BIENES INMU	2.862.616.619	0	0	0	0	2.862.616.619	920.104.773	143.466.685	5,01%	1.052.717.508	36,77%	2.719.149.934	94,99%	
15212	VENTA DE SERVICIOS	282.534.060.197	0	0	0	0	282.534.060.197	49.616.290.572	108.442.817.262	38,38%	149.704.025.110	52,99%	174.091.242.935	61,62%	
152121	DE SALUD	282.534.060.197	0	0	0	0	282.534.060.197	49.616.290.572	108.442.817.262	38,38%	149.704.025.110	52,99%	174.091.242.935	61,62%	
15212101	OTROS SERVICIOS	282.534.060.197	0	0	0	0	282.534.060.197	49.616.290.572	108.442.817.262	38,38%	149.704.025.110	52,99%	174.091.242.935	61,62%	
1521210101	REGIMEN CONTRIBUTIVO	17.084.274.574	0	0	0	0	17.084.274.574	2.112.375.104	7.249.515.456	42,43%	9.361.890.560	54,80%	9.834.759.118	57,57%	
1521210101-1	VIGENCIAS ANTERIORES - REG	1.219.649.027	0	0	0	0	1.219.649.027	24.895.995	1.194.753.032	97,96%	1.194.753.032	97,96%	24.895.995	2,04%	
1521210102	REGIMEN SUBSIDIADO	141.551.359.439	0	0	0	0	141.551.359.439	23.465.195.191	40.945.141.242	28,93%	64.410.336.433	45,50%	100.606.218.197	71,07%	
1521210102-1	VIGENCIAS ANTERIORES - REG	29.096.647.347	0	0	0	0	29.096.647.347	5.891.301.118	23.205.346.229	79,75%	23.205.346.229	79,75%	5.891.301.118	20,25%	
1521210103	PARTICULARES	2.034.286.881	0	0	0	0	2.034.286.881	219.833.410	675.069.037	33,18%	894.902.447	43,99%	1.359.217.845	66,82%	
1521210103-1	VIGENCIAS ANTERIORES -PARTI	0	0	0	0	0	0	0	1.852.845	100,00%	1.852.845	100,00%	-1.852.845	0,00%	
1521210104	ECA	1.191.615.405	0	0	0	0	1.191.615.405	328.547.639	259.676.202	21,79%	588.223.841	49,36%	931.939.203	78,21%	
1521210104-1	VIGENCIAS ANTERIORES - ECA	276.551.890	0	0	0	0	276.551.890	57.084.897	219.466.993	79,36%	219.466.993	79,36%	57.084.897	20,64%	
1521210105	ESE	2.084.480	0	0	0	0	2.084.480	4.327.594	200.400	9,61%	4.527.994	217,22%	1.884.080	90,39%	
1521210105-1	VIGENCIAS ANTERIORES - ESE	133.934.942	0	0	0	0	133.934.942	131.900.675	2.034.267	1,52%	2.034.267	1,52%	131.900.675	98,48%	
1521210106	RIESGOS PROFESIONALES	34.232.451	0	0	0	0	34.232.451	12.335.302	15.051.462	43,97%	27.386.764	80,00%	19.180.989	56,03%	
1521210106-1	VIGENCIAS ANTERIORES - RIE	712.463	0	0	0	0	712.463	8.066.219	1132.169	1132,16%	8.066.219	1132,16%	-7.353.756	-1032,16%	
1521210107	CUOTAS DE RECUPERACION	203.849.393	0	0	0	0	203.849.393	323.599.718	145.868.555	71,56%	469.468.273	230,30%	57.980.839	28,44%	
1521210107-1	VIGENCIAS ANTERIORES - CUO	0	0	0	0	0	0	0	7.191.300	100,00%	7.191.300	100,00%	-7.191.300	0,00%	
1521210108	FOSYGA	603.860.659	0	0	0	0	603.860.659	226.225.176	0	0,00%	226.225.176	37,46%	603.860.659	100,00%	
1521210108-1	VIGENCIAS ANTERIORES - FOS	386.121.067	0	0	0	0	386.121.067	386.121.067	0	0,00%	0	0,00%	386.121.067	100,00%	
1521210109	VINCULADOS	7.651.157.328	0	0	0	0	7.651.157.328	6.163.767.458	4.579.948	0,06%	6.168.347.406	80,52%	7.646.577.380	99,94%	
1521210109-1	VIGENCIAS ANTERIORES - VIN	83.495.639	0	0	0	0	83.495.639	50.459.511	33.036.128	39,57%	33.036.128	39,57%	50.459.511	60,43%	
1521210110	PROYECTOS PLAN INTEGRAL DE	63.601.611.270	0	0	0	0	63.601.611.270	5.261.052.553	31.376.491.442	49,33%	36.637.543.995	57,60%	32.225.119.828	50,67%	
1521210110-1	VIGENCIAS ANTERIORES - PLA	19.518.100	0	0	0	0	19.518.100	0	1.924.313.789	9859,12%	1.924.313.789	9859,12%	-1.904.795.689	-9759,12%	
1521210111	COPAGOS	1.233.840.531	0	0	0	0	1.233.840.531	164.501.304	355.135.090	28,78%	519.636.394	42,12%	878.705.441	71,22%	
1521210111-1	VIGENCIAS ANTERIORES COPAG	0	0	0	0	0	0	0	30.861.485	100,00%	30.861.485	100,00%	-30.861.485	0,00%	
1521210112	VINCULADOS DEPARTAMENTO	999.520.000	0	0	0	0	999.520.000	2.933.649.263	360.839.192	36,10%	3.294.488.455	329,61%	638.680.808	63,90%	
1521210112-1	VIGENCIAS ANTERIORES - VIN	1.829.763.128	0	0	0	0	1.829.763.128	1.805.138.229	24.624.899	1,35%	24.624.899	1,35%	1.805.138.229	98,65%	
1521210124	EMPRESAS MEDICINA PREPAGAD	0	0	0	0	0	0	0	0	0,00%	0	0,00%	0	0,00%	
1521210124-1	VIGENCIAS ANTERIORES - EMPRESAS	0	0	0	0	0	0	0	0	0,00%	0	0,00%	0	0,00%	
1521210127	ENTIDADES DE REGIMEN ESPEC	6.034.475	0	0	0	0	6.034.475	24.361.271	2.824.293	46,80%	27.185.564	450,50%	3.210.182	53,20%	
1521210127-1	VIGENCIAS ANTERIORES - ENTI	4.908.671	0	0	0	0	4.908.671	0	9.499.338	193,52%	9.499.338	193,52%	-4.590.667	-93,52%	
1521210130	IPS PRIVADAS	0	0	0	0	0	0	5.622.855	0	0,00%	5.622.855	100,00%	0	0,00%	
1521210130-1	VIGENCIAS ANTERIORES - IPS	1.396.195	0	0	0	0	1.396.195	1.396.195	0	0,00%	0	0,00%	1.396.195	100,00%	
1521210132	OTRAS VENTAS DE SERVICIOS	13.237.993.366	0	0	0	0	13.237.993.366	0	345.738.513	2,61%	345.738.513	2,61%	12.892.254.853	97,39%	
1521210132-1	VIGENCIAS ANTERIORES OTRAS VEN	0	0	0	0	0	0	0	21.875.310	100,00%	21.875.310	100,00%	-21.875.310	0,00%	
1521210134	COMPAÑIAS DE SEGUROS -PLAN	25.593.161	0	0	0	0	25.593.161	15.814.010	10.501.320	41,03%	26.315.330	102,82%	15.091.841	58,97%	

[Handwritten signature]

Rubro	Detalle Rubro	Presupuesto Inicial	Modificaciones				Total Modificaciones	Presupuesto Definitivo	Cuentas por Cobrar	Recaudo		Reconocido		Saldo por Recaudar	
			Adiciones	Reducciones	- Débitos	+ Créditos				Recaudo	%	Facturación	%	Valor	%
1521210134-1	VIGENCIAS ANTERIORES COMPA	20.048.315			0	0	0	20.048.315	6.785.037	13.263.278	66,16%	13.263.278	66,16%	6.785.037	33,84%
15213	TRANSFERENCIAS	16.000.000.000	6.906.541.410	0	0	0	6.906.541.410	22.906.541.410	0	13.821.191.764	60,34%	13.821.191.764	60,34%	9.085.349.646	39,66%
152131	TRANSFERENCIAS CORRIENTES	16.000.000.000	6.906.541.410	0	0	0	6.906.541.410	22.906.541.410	0	13.821.191.764	60,34%	13.821.191.764	60,34%	9.085.349.646	39,66%
15213101	DEL GOBIERNO CENTRAL	0	4.264.292.000	0	0	0	4.264.292.000	4.264.292.000	0	4.264.292.000	100,00%	4.264.292.000	100,00%	0	0,00%
1521310102	OTROS APORTES NACIONALES		4.264.292.000				4.264.292.000	4.264.292.000	0	4.264.292.000	100,00%	4.264.292.000	100,00%	0	0,00%
15213103	DE LOS MUNICIPIOS	16.000.000.000	0	0	0	0	0	16.000.000.000	0	8.500.000.000	53,13%	8.500.000.000	53,13%	7.500.000.000	46,88%
1521310301	MUNICIPIO DE MEDELLIN	16.000.000.000	0	0	0	0	0	16.000.000.000	0	8.500.000.000	53,13%	8.500.000.000	53,13%	7.500.000.000	46,88%
15213104	OTRAS TRANSFERENCIAS	0	2.642.249.410	0	0	0	2.642.249.410	2.642.249.410	0	1.056.899.764	40,00%	1.056.899.764	40,00%	1.585.349.646	60,00%
1521310401	OTRAS TRANSFERENCIAS	0	2.642.249.410	0	0	0	2.642.249.410	2.642.249.410	0	1.056.899.764	40,00%	1.056.899.764	40,00%	1.585.349.646	60,00%
1522	RECURSOS DE CAPITAL	10.163.761.640	0	0	0	0	0	10.163.761.640	551.679.550	11.815.386.629	116,25%	11.832.922.341	116,42%	-1.651.624.989	-16,25%
15221	OTROS INGRESOS	10.163.761.640	0	0	0	0	0	10.163.761.640	551.679.550	11.815.386.629	116,25%	11.832.922.341	116,42%	-1.651.624.989	-16,25%
152211	FINANCIEROS	333.574.448	0	0	0	0	0	333.574.448	0	7.572.703.147	2270,17%	7.572.703.147	2270,17%	-7.239.128.699	-2170,17%
15221101	INTERESES Y RENDIMIENTOS	333.574.448	0	0	0	0	0	333.574.448	0	7.572.703.147	2270,17%	7.572.703.147	2270,17%	-7.239.128.699	-2170,17%
1522110103	RENDIMIENTOS Y REAJUSTE MO	333.574.448	0	0	0	0	0	333.574.448	0	7.572.703.147	2270,17%	7.572.703.147	2270,17%	-7.239.128.699	-2170,17%
152212	EXTRAORDINARIOS	9.830.187.192	0	0	0	0	0	9.830.187.192	551.679.550	4.242.683.483	43,16%	4.260.219.194	43,34%	5.587.503.709	56,84%
15221201	VENTA DE ACTIVOS	0	0	0	0	0	0	0	0	46.308.000	100,00%	46.308.000	100,00%	-46.308.000	0,00%
1522120101	RECUPERACION BIENES MUEBLE									46.308.000	100,00%	46.308.000	100,00%	-46.308.000	0,00%
15221202	SOBRANTES	4.316.049	0	0	0	0	0	4.316.049	3.255.503	429.369.234	9948,20%	432.634.737	10023,86%	-425.053.185	-9848,20%
1522120201	SOBRANTES Y APROVECHAMIENT									406.294.990	100,00%	406.294.990	100,00%	-406.294.990	0,00%
1522120202	RECICLAJE								2.803.182	0	0,00%	2.803.182	100,00%	0	100,00%
1522120203	OTROS SERVICIOS	4.316.049	0	0	0	0	0	4.316.049	462.321	23.074.244	534,61%	23.536.565	545,33%	-18.758.195	-434,61%
15221203	RECUPERACIONES	1.343.820.149	0	0	0	0	0	1.343.820.149	12.765.562	2.047.044.457	152,33%	2.059.810.019	153,28%	-703.224.308	-52,33%
1522120301	OTRAS CUENTAS POR COBRAR	82.292.886	0	0	0	0	0	82.292.886	12.765.562	1.386.470.756	1684,80%	1.399.236.318	1700,31%	-1.304.177.870	-1584,80%
1522120302	INCAPACIDADES	1.261.527.263	0	0	0	0	0	1.261.527.263	0	660.573.701	52,36%	660.573.701	52,36%	600.953.562	47,64%
15221205	CUOTAS PARTES	7.757.024.397	0	0	0	0	0	7.757.024.397	520.887.993	1.467.470.676	18,92%	1.468.975.322	18,94%	6.289.553.721	81,08%
1522120501	PENSIONALES	7.628.675.490	0	0	0	0	0	7.628.675.490	520.887.993	1.429.369.974	18,74%	1.430.674.620	18,76%	6.199.305.516	81,26%
1522120502	CESANTIAS	128.348.907	0	0	0	0	0	128.348.907	0	38.100.702	29,69%	38.100.702	29,69%	90.248.205	70,31%
15221206	OTROS INGRESOS EXTRAORDINA	725.026.597	0	0	0	0	0	725.026.597	14.760.492	252.491.116	34,83%	252.491.116	34,83%	472.535.481	65,17%
1522120601	FONDO DE VIVIENDA	725.026.597	0	0	0	0	0	725.026.597	14.760.492	252.491.116	34,83%	252.491.116	34,83%	472.535.481	65,17%
TOTAL VIGENCIAS ANTERIORES		33.072.746.784	0	0	0	0	0	33.072.746.784	8.355.082.724	26.696.185.111	80,72%	26.696.185.111	80,72%	6.376.561.673	19,28%

MARTHA CECILIA CASTRILLÓN SUÁREZ
Gerente
Aprobó

OLGA MERY LOPEZ CASTAÑO
Subgerente Administrativa y Financiera
Revisó

ISABEL VELEZ GALLEGO
Profesional Universitaria
Proyectó



E.S.E METROSALUD

EJECUCION PRESUPUESTAL DE GASTOS


30 DE JUNIO DE 2020


Rubro	Detalle Rubro	Presupuesto Inicial	Modificaciones				Presupuesto Definitivo	Disponibilidad Expedidas	Ejecutado		Pagos	Cuentas por Pagar	Saldos					
			Adiciones	Reduccion-es	- Débitos	+ Créditos			Total Modifi-caciones	Compromisos			Pagos + Obligaciones	Disponibilidad	Rubro	Compromiso-s		
11	GASTOS	222.893.078.456	6.906.541.410	4.204.189.057	32.532.631.881	32.532.631.881	2.702.352.353	325.695.430.809	302.611.238.705	204.947.343.348	82,95%	152.900.318.026	46,96%	123.446.373.081	29.453.944.945	97.603.895.358	22.984.192.104	52.047.025.322
111	RECURSOS ORDINARIOS	322.893.078.456	6.906.541.410	4.204.189.057	32.532.631.881	32.532.631.881	2.702.352.353	325.695.430.809	302.611.238.705	204.947.343.348	82,95%	152.900.318.026	46,96%	123.446.373.081	29.453.944.945	97.603.895.358	22.984.192.104	52.047.025.322
1111	GASTOS DE FUNCIONAMIENTO	247.582.478.653	5.706.541.410	3.604.189.057	24.170.236.296	24.170.236.296	2.102.352.353	249.684.831.006	245.838.056.220	154.473.363.701	61,67%	120.424.919.809	48,23%	106.066.398.210	14.256.521.599	91.364.890.520	3.846.774.786	34.048.445.892
11111	GASTOS DE PERSONAL	191.148.279.523	4.881.541.410	1.404.189.057	18.955.248.849	15.887.390.721	428.494.223	191.577.774.748	190.806.571.315	110.989.002.890	57,93%	90.330.749.997	47,15%	81.250.611.064	6.380.138.033	79.817.568.825	771.202.233	20.658.253.793
111111	GASTOS DE ADMINISTRACION	13.488.420.021	385.000.000	0	250.875.574	723.520.290	857.844.716	14.346.064.737	13.813.974.883	7.400.055.874	51,38%	7.160.781.984	49,91%	6.856.114.862	274.667.322	6.413.919.099	532.089.654	239.273.890
11111101	SERVICIOS DE PERSONAL ASOC	9.893.249.124	210.000.000	0	210.875.574	438.105.000	437.229.428	10.330.478.550	10.330.478.550	5.547.380.290	53,70%	5.498.863.814	53,23%	5.498.863.814	0	4.783.118.260	0	46.836.476
1111110101	SUELDOS DEL PERSONAL	7.682.585.810	210.000.000	0	210.875.574	438.105.000	437.229.428	10.330.478.550	10.330.478.550	5.547.380.290	53,70%	5.498.863.814	53,23%	5.498.863.814	0	4.783.118.260	0	46.836.476
1111110102	JORNALES	390.968.335	0	0	0	0	0	390.968.335	390.968.335	167.782.981	42,91%	162.028.070	41,44%	162.028.070	0	3.290.938.853	0	18.234.739
1111110103	HORAS EXTRAS FESTIVOS Y RE	19.357.516	0	0	50.000.000	50.000.000	69.357.516	69.357.516	69.357.516	80.669.447	87,47%	80.669.447	87,47%	80.669.447	0	229.185.354	0	5.754.911
1111110105	PRIMA DE VACACIONES	370.390.384	0	0	0	0	370.390.384	370.390.384	370.390.384	201.288.962	54,34%	190.806.726	51,52%	190.806.726	0	6.688.069	0	0
1111110106	PRIMA DE NAVIDAD	742.833.050	0	0	0	0	742.833.050	742.833.050	20.066.192	2,70%	16.014.317	2,16%	16.014.317	0	169.104.422	0	10.479.236	
1111110107	PRIMA DE VIDA CARA	0	0	0	154.000.000	154.000.000	32.101.351	32.101.351	32.101.351	26.717.431	83,23%	26.717.431	83,23%	26.717.431	0	722.766.856	0	4.051.875
1111110108	PRIMA ESPECIAL PARA TRABAJ	32.101.351	0	0	0	0	32.101.351	32.101.351	32.101.351	148.196.384	96,23%	148.196.384	96,23%	148.196.384	0	5.603.830	0	0
1111110109	PRIMA DE TRANSPORTE Y MANU	0	0	0	0	0	0	0	0	0	0,00%	0	0,00%	0	0	0	0	0
1111110110	PRIMA DE MATERNIDAD	301.428	0	0	0	0	301.428	301.428	301.428	0	0,00%	0	0,00%	0	0	301.428	0	0
1111110111	PRIMA DE MATRIMONIO	301.428	0	0	5.000	5.000	306.428	306.428	306.428	304.020	99,21%	304.020	99,21%	304.020	0	2.408	0	0
1111110112	PRIMA DE ANTIGUEDAD	2.204.449	0	0	10.000.000	10.000.000	12.204.449	12.204.449	12.204.449	6.962.055	57,05%	6.962.055	57,05%	6.962.055	0	5.242.394	0	0
1111110113	PRIMA DE EDUCACION PARA TR	5.124.278	0	0	0	0	5.124.278	5.124.278	5.124.278	1.520.100	29,66%	1.520.100	29,66%	1.520.100	0	3.604.178	0	0
1111110114	AGUINALDO	0	0	0	0	0	0	0	0	0	0,00%	0	0,00%	0	0	0	0	0
1111110115	SUBSIDIO FAMILIAR	769.202	0	0	0	0	769.202	769.202	769.202	691.800	89,94%	691.800	89,94%	691.800	0	77.402	0	0
1111110116	AUXILIO DE TRANSPORTE	27.795.383	0	0	0	0	27.795.383	27.795.383	27.795.383	8.296.754	29,85%	7.973.613	28,69%	7.973.613	0	19.498.929	0	323.141
1111110117	INDEMNIZACION POR VACACION	31.374.786	0	0	0	0	31.374.786	31.374.786	31.374.786	26.916.357	85,79%	26.916.357	85,79%	26.916.357	0	4.458.429	0	0
1111110120	SEGURO DE VIDA	6.785.891	0	0	0	0	6.785.891	6.785.891	6.785.891	0	0,00%	0	0,00%	0	6.785.891	0	0	0
1111110121	AUXILIO QUIRURGICO HOSPITA	4.280.180	0	0	0	0	4.280.180	4.280.180	4.280.180	0	0,00%	0	0,00%	0	4.280.180	0	0	0
1111110123	AUXILIO PARA AROS	212.375.575	0	0	210.875.574	-210.875.574	1.500.001	1.500.001	1.500.001	486.432	32,43%	486.432	32,43%	486.432	0	1.013.569	0	0
1111110125	PRIMA DE SERVICIOS	224.075.419	0	0	0	0	224.075.419	224.075.419	224.075.419	22.908.339	10,22%	16.932.309	7,56%	16.932.309	201.167.081	0	0	5.976.029
1111110127	BONIFICACION POR SERVICIOS	0	0	0	224.100.000	224.100.000	224.100.000	224.100.000	224.100.000	152.082.505	67,86%	150.557.577	67,18%	150.557.577	72.017.495	0	1.524.928	0
1111110128	SUBSIDIO DE ALIMENTACION	14.983.953	0	0	0	0	14.983.953	14.983.953	14.983.953	3.913.473	26,12%	3.757.551	25,08%	3.757.551	11.070.480	0	155.322	0
1111110129	BONIFICACION ESPECIAL DE R	44.821.122	0	0	0	0	44.821.122	44.821.122	44.821.122	24.502.919	54,67%	23.196.552	51,75%	23.196.552	20.318.203	0	1.306.357	0
1111110131	INTERESES A LAS CESANTIAS	79.819.584	0	0	0	0	79.819.584	79.819.584	79.819.584	72.410.203	90,72%	71.520.875	89,60%	71.520.875	7.409.381	0	889.328	0
1111110102	SERVICIOS PERSONALES INDIR	507.568.417	0	0	40.000.000	285.415.290	245.415.290	752.981.707	484.828.557	301.429.337	40,03%	110.851.923	14,72%	101.658.906	9.193.017	183.397.220	288.155.150	190.577.414
1111110201	REMUNERACION POR SERVICIOS	0	0	0	249.172.385	249.172.385	249.172.385	249.172.385	249.172.385	146.958.741	58,96%	26.958.741	10,82%	26.958.741	50.000.000	52.213.644	120.000.000	0
1111110202	HONORARIOS	383.058.909	0	0	40.000.000	40.000.000	343.058.909	343.058.909	343.058.909	127.115.403	36,99%	36.965.980	10,78%	27.772.963	9.193.017	27.124.726	215.941.506	63.024.697
1111110203	AUXILIOS SINDICALES	17.137.014	0	0	0	0	17.137.014	17.137.014	17.137.014	17.137.014	100,00%	9.584.297	55,93%	9.584.297	0	0	0	7.552.717
1111110204	GASTOS FUNERARIOS	3.566.509	0	0	0	0	3.566.509	3.566.509	3.566.509	0	0,00%	0	0,00%	0	3.566.509	0	0	0
1111110205	CALAMIDAD DOMESTICA Y URGE	25.774.501	0	0	0	0	25.774.501	25.774.501	25.774.501	0	0,00%	0	0,00%	0	25.774.501	0	0	0
1111110210	DROGA PARA TRABAJADORES	20.045.710	0	0	0	0	20.045.710	20.045.710	20.045.710	0	0,00%	0	0,00%	0	20.045.710	0	0	0
1111110215	DOTACION Y SUMINISTRO A EM	349.405	0	0	0	0	349.405	349.405	349.405	0	0,00%	0	0,00%	0	349.405	0	0	0
1111110216	SALUD OCUPACIONAL	20.962.617	0	0	0	0	20.962.617	20.962.617	20.962.617	-1.100.000	5,26%	1.100.000	5,26%	1.100.000	0	19.862.617	0	0
1111110220	VIGENCIAS ANTERIORES	0	0	0	0	0	0	0	0	0	0,00%	0	0,00%	0	0	0	0	0
11111103	CONTRIBUCIONES INHERENTES	2.314.733.321	175.000.000	0	0	0	175.000.000	2.489.733.321	2.489.733.321	36.242.905	1,45%	36.242.905	1,45%	36.242.905	0	0	0	0
1111110301	FONDOS PENSIONALES	998.038.450	98.000.000	0	0	0	98.000.000	1.096.038.450	1.096.038.450	1.293.326.047	51,83%	1.293.326.047	51,83%	1.076.958.342	216.367.705	1.196.407.274	0	0
1111110302	CAJA DE COMPENSACION FAMIL	407.149.164	0	0	0	0	407.149.164	407.149.164	407.149.164	205.322.000	50,67%	206.322.000	50,67%	167.042.200	99.938.480	482.783.949	0	0
1111110303	SEGURIDAD SOCIAL - SALUD	706.943.902	71.000.000	0	0	0	777.943.902	777.943.902	777.943.902	439.442.546	56,49%	439.442.546	56,49%	367.741.621	71.700.925	338.501.356	0	0
1111110304	RIESGOS PROFESIONALES	202.601.805	6.900.000	0	0	0	6.900.000	208.601.805	208.601.805	34.307.000	16,45%	34.307.000	16,45%	28.858.500	5.448.500	174.294.805	0	0
11111104	CONTRIBUCIONES INHERENTES	772.871.159	0	0	0	0	772.871.159	772.871.159	772.871.159	297.940.200	38,57%	297.940.200	38,57%	297.940.200	49.108.600	250.996.255	263.934.704	0
1111110402	I.C.B.F.	305.361.873	0	0	0	0	305.361.873	305.361.873	305.361.873	154.746.000	50,68%	154.746.000	50,68%	125.285.300	29.460.700	150.615.873	0	0
1111110405	SENA	203.574.582	0	0	0	0	203.574.582	203.574.582	203.574.582	103.194.200	50,69%	103.194.200	50,69%	83.548.300	19.645.900	100.380.382	0	0
1111110407	BONOS PENSIONALES	263.934.704	0	0	0	0	263.934											


Rubro	Detalle Rubro	Presupuesto Inicial	Modificaciones				Presupuesto Definitivo	Disponibilidades Expedidas	Ejecutado		Pagos	Cuentas por Pagar	Saldos					
			Adiciones	Reducciones	- Debitos	+ Créditos			Total Modificaciones	Compromisos			Pagos + Obligaciones	Disponibilidad	Rubro	Compromisos		
111120108	PRIMA ESPECIAL PARA TRABAJ	246.583.040					0	246.583.040	246.583.040	241.506.326	97,94%	241.506.326	97,94%	241.506.326		5.076.714		
111120109	PRIMA DE TRANSPORTE Y MANU	462.326.883					0	462.326.883	462.326.883	207.598.288	44,90%	207.544.813	44,89%	207.544.813		254.728.595		
111120110	PRIMA DE MATERNIDAD	2.712.853					0	2.712.853	2.712.853	0	0,00%	0	0,00%	0		2.712.853		53.475
111120111	PRIMA DE MATRIMONIO	2.712.853					0	2.712.853	2.712.853	0	0,00%	0	0,00%	0		2.712.853		
111120112	PRIMA DE ANTIGUEDAD	64.813.177					0	64.813.177	64.813.177	28.608.403	44,14%	28.608.403	44,14%	28.608.403		36.204.774		
111120113	PRIMA DE EDUCACION PARA TR	39.185.656					0	39.185.656	39.185.656	11.552.760	29,48%	11.552.760	29,48%	11.552.760		27.632.896		
111120114	AGUINALDO	6.394.245					0	6.394.245	6.394.245	3.673.200	57,45%	3.673.200	57,45%	3.673.200		2.721.045		
111120115	SUBSIDIO FAMILIAR	213.984.006					0	213.984.006	213.984.006	73.087.648	34,16%	70.449.255	32,92%	70.449.255		140.896.358		2.638.393
111120116	AUXILIO DE TRANSPORTE	305.922.227					0	305.922.227	305.922.227	121.542.457	39,73%	116.887.886	38,20%	102.185.244	14.682.642	184.379.770		4.574.571
111120117	INDEMNIZACION POR VACACION	51.892.111					0	51.892.111	51.892.111	29.179.456	56,23%	29.179.456	56,23%	29.179.456		22.712.555		
111120118	AUXILIO QUIRURGICO, HOSPIT	4.909.930					0	4.909.930	4.909.930	0	0,00%	0	0,00%	0		4.909.930		
111120119	PRIMA DE SERVICIOS	2.422.818.215					0	2.422.818.215	2.422.818.215	52.639.959	2,18%	44.007.277	1,82%	39.118.128	4.889.149	2.370.118.246		8.692.892
111120120	SEGURO DE VIDA	2.208.112.635					0	2.208.112.635	2.208.112.635	1.102.118.376	49,91%	1.096.843.913	49,97%	1.091.798.454	5.045.459	1.105.994.259		5.274.463
111120121	SUBSIDIO DE ALIMENTACION	110.452.752					0	110.452.752	110.452.752	34.402.209	31,15%	33.129.132	29,99%	33.129.132		76.050.543		1.073.077
111120122	INDERES A LAS CESANTIAS	437.031.752					0	437.031.752	437.031.752	171.813.875	39,31%	170.460.577	39,00%	169.227.220	1.233.357	265.217.877		1.353.298
111120123	SERVICIOS PERSONALES INDIR	892.108.347					0	892.108.347	892.108.347	69.050.924	7,74%	69.050.924	7,74%	69.050.924		822.057.423		454.454
111120201	REMUNERACION POR SERVICIOS	44.818.971.998	817.249.410	1.404.189.057	1.870.248.849	14.307.870.431	11.650.881.935	56.269.533.933	56.030.541.554	43.258.741.252	76,88%	22.956.844.896	40,80%	17.266.889.886	5.639.945.010	12.771.890.302	239.112.379	20.301.896.356
111120202	HONORARIOS	43.101.985.255	617.249.410	1.404.189.057	1.870.248.849	14.000.000.000	11.342.811.504	54.444.796.759	54.263.527.773	41.972.714.772	77,09%	21.893.041.988	40,21%	16.221.358.950	5.671.683.028	12.290.613.001	181.268.986	20.079.672.784
111120203	AUXILIOS SINDICALES	63.763.332					0	63.763.332	63.763.332	24.666.666	38,68%	24.666.666	38,68%	24.666.666		39.096.666		
111120204	CALAMIDAD DOMESTICA Y URGE	67.457.489					0	67.457.489	67.457.489	48.710.765	72,21%	48.710.765	72,21%	48.710.765	16.444.444			39.001.110
111120205	BECAS Y UTILES DE HIJOS DE	39.172.811					0	39.172.811	39.172.811	0	0,00%	0	0,00%	0		39.172.811		
111120206	DOTACION Y SUMINISTRO A EM	153.290.726					0	153.290.726	153.290.726	0	0,00%	0	0,00%	0		153.290.726		
111120207	SALUD OCUPACIONAL	206.686.028				142.000.000	142.000.000	348.686.028	348.686.028	229.305.516	65,78%	104.265.516	29,90%	104.265.516		119.380.512		125.040.000
111120208	VIGENCIAS ANTERIORES	230.243.255					0	230.243.255	230.243.255	61.100.000	26,54%	2.917.538	1,27%	1.100.000	1.817.538	169.143.252	3	58.182.462
111120301	CONTRIBUCIONES INHERENTES	756.373.102				165.870.431	165.870.431	922.243.533	922.243.533	100,00%	922.243.533	100,00%	922.243.533					
111120302	CONTRIBUCIONES INHERENTES	24.968.163.747	1.929.292.000	0	0	0	1.929.292.000	25.997.455.747	25.997.455.747	11.624.402.121	44,71%	11.623.054.121	44,71%	9.867.258.569	1.955.795.552	14.273.053.626	0	1.348.000
111120303	FONDOS PENSIONALES	10.432.273.427	1.100.000.000	0	0	0	1.100.000.000	11.532.273.427	11.532.273.427	5.172.539.078	44,85%	5.172.539.078	44,85%	4.308.382.205	864.156.873	6.358.734.349		
111120304	CAJA DE COMPENSACION FAMIL	4.192.575.244					0	4.192.575.244	4.192.575.244	1.765.841.000	42,12%	1.765.841.000	42,12%	1.449.748.000	316.093.000	2.426.734.244		
111120305	SEGURIDAD SOCIAL - SALUD	7.389.527.011	679.292.000	0	0	0	679.292.000	8.068.819.011	8.068.819.011	3.766.823.643	46,68%	3.766.823.643	46,68%	3.138.510.484	628.313.179	4.301.995.368		
111120306	RIESGOS PROFESIONALES	2.053.788.065	150.000.000	0	0	0	150.000.000	2.203.788.065	2.203.788.065	919.198.400	41,71%	917.850.400	41,65%	770.817.900	147.232.500	1.284.589.565		1.348.000
111120401	CONTRIBUCIONES INHERENTES	5.240.719.055	0	0	0	0	0	5.240.719.055	5.240.719.055	2.207.765.000	42,13%	2.207.765.000	42,13%	1.812.379.100	395.194.800	3.032.954.055	0	100
111120402	I.C.B.F.	3.144.431.433					0	3.144.431.433	3.144.431.433	1.324.521.800	42,12%	1.324.521.800	42,12%	1.087.428.700	237.093.000	1.819.908.633		100
111120403	SENA	2.096.287.622					0	2.096.287.622	2.096.287.622	880.432.200	42,13%	882.243.200	42,13%	725.141.400	158.101.800	1.213.044.422		
111120404	GASTOS GENERALES	40.177.123.241	323.000.000	2.200.000.000	4.034.508.217	8.272.082.958	2.862.574.739	43.039.697.980	40.285.342.547	33.368.318.818	77,52%	20.106.717.085	46,72%	14.381.867.764	5.745.049.321	8.839.023.930	2.774.355.433	13.259.601.593
111120501	GASTOS DE ADMINISTRACION	3.420.733.768	0	0	301.689.447	121.485.102	-180.204.345	3.340.529.421	3.162.112.730	2.639.855.759	79,03%	2.240.561.334	67,07%	2.064.955.002	175.606.332	452.258.971	158.416.891	399.264.425
111120502	ADQUISICION DE BIENES	49.632.000	0	0	0	0	0	49.632.000	49.632.000	49.632.000	100,00%	49.632.000	100,00%	49.632.000	0	0	0	45.952.017
111120503	MATERIALES Y SUMINISTROS	49.632.000	0	0	0	0	0	49.632.000	49.632.000	49.632.000	100,00%	49.632.000	100,00%	49.632.000	0	0	0	45.952.017
111120504	ADQUISICION DE SERVICIOS	2.703.871.781	0	0	292.128.161	19.118.154	-273.010.007	2.430.881.774	2.416.364.745	2.028.770.259	83,56%	1.890.433.428	69,54%	1.518.507.079	171.926.349	386.794.486	14.297.029	339.338.821
111120505	SUSCRIPCIONES Y AFILIACION	42.509.153					0	42.509.153	42.509.153	55.055.074	129,40%	55.055.074	129,40%	55.055.074				
111120506	MANTENIMIENTO	299.608.645					0	299.608.645	299.608.645	180.251.074	60,16%	119.855.060	40,00%	38.654.917	25.816.867	29.238.207		
111120507	SERVICIOS PUBLICOS	179.734.922					0	179.734.922	179.734.922	179.734.922	100,00%	179.734.922	100,00%	179.734.922	81.200.143	119.357.571		60.396.014
111120508	ARRENDAMIENTOS	106.392.250					0	106.392.250	106.392.250	106.392.250	100,00%	106.392.250	100,00%	106.392.250	0	0		
111120509	VIAJES Y GASTOS DE VIAJE	62.627.519					0	62.627.519	62.627.519	1.137.748	1,84%	1.137.748	1,84%	1.137.748		60.620.004		28.507.405
111120510	PUBLICIDAD Y PROPAGANDA	10.373.957				6.572.233	6.572.233	69.199.752	69.199.752	0	0,00%	0	0,00%	0				
111120511	COMUNICACIONES Y TRANSPORT	396.508.808					0	396.508.808	396.508.808	396.508.808	100,00%	396.508.808	100,00%	396.508.808		0		10.373.957
111120512	SEGUROS	229.645.958					0	229.645.958	229.645.958	199.953.130	50,43%	136.750.791	50,43%	63.202.339		196.555.678		
111120513	SERVICIO DE ASEO	632.922.801					0	632.922.801	632.922.801	510.758.677	80,70%	510.758.677	80,70%	510.758.677		122.163.924		
111120514	SERVICIO DE VIGILANCIA	209.770.387					0	209.770.387	209.770.387	209.770.387	100,00%	209.770.387	100,00%	209.770.387		0		
111120515	GASTOS DE ATENCION Y REPRE	0					0	0	0	0	0,00%	0	0,00%	0		0		
111120516	COMISION POR RECAUDO DEL S	171.013.463					0	171.013.463	171.013.463	94.602.476	55,32%	94.602.476	55,32%	94.602.476		76.410.987		
111120517	GASTOS LEGALES, NOTARIALES	19.973.390					0	19.973.390	19.973.390	16.050.318	80,36%	16.050.318	80,36%	16.050.318		3.923.072		12.509.000
111120518	GASTO DE GESTION AMBIENTAL	12.130.527					0	12.130.527	12.130.527	12.130.527	100,00%	12.130.527	100,00%	12.130.527		0		12.130.527
111120519																		

Rubro	Detalle Rubro	Presupuesto Inicial	Modificaciones					Presupuesto Definitivo	Disponibilidades		Ejecutado		Pagos	Cuentas por Pagar	Saldos			
			Adiciones	Reducciones	- Débitos	+ Créditos	Total Modificaciones		Expedidas	Compromisos	Pagos + Obligaciones	Disponibilidad			Rubro	Compromisos		
1111220202	MANTENIMIENTO	6.619.811.272		800.000.000	1.500.000.000		-2.300.000.000	4.319.811.272	3.994.983.422	3.649.809.339	84,49%	1.168.148.963	27,04%	119.872.699	1.048.276.284	315.154.083	354.847.850	2.481.680.378
1111220203	SERVICIOS PUBLICOS	3.908.984.232			1.326.636.343		-1.326.636.343	2.583.347.981	2.370.247.383	2.345.467.638	90,79%	1.427.773.653	55,27%	1.166.826.017	260.947.636	24.779.726	213.100.618	917.693.985
1111220204	ARRENDAMIENTOS	2.319.775.859						3.419.775.659	3.220.685.651	2.578.285.460	75,39%	1.236.096.608	36,15%	883.027.799	353.068.809	842.400.191	199.090.008	1.342.188.852
1111220205	PUBLICIDAD Y PROPAGANDA					170.000.000	170.000.000	170.000.000			0,00%	0	0,00%			150.000.000	20.000.000	
1111220206	IMPRESOS Y PUBLICACIONES	3.251.624					0	3.251.624	2.075.518	2.075.518	63,83%	1.670.246	51,37%	1.670.246				
1111220208	COMUNICACIONES Y TRANSPORT	5.012.588.673					0	6.096.406.246	5.971.007.066	4.301.869.770	71,92%	1.757.813.285	29,27%	1.243.318.827	514.494.458	1.669.137.296	35.399.180	2.544.056.485
1111220209	SEGUROS	1.436.156.788			356.182.427	1.350.000.000	993.817.573	1.959.076.837	1.953.834.666	1.201.547.088	38,49%	343.503.086	858.044.022	66.218.969	358.372.203	9.892.892		
1111220210	SERVICIO DE ASEO	3.121.897.061					0	1.436.156.788	1.077.784.585	1.077.784.585	70,44%	1.001.672.724	69,75%	1.001.672.724				
1111220212	SERVICIO DE VIGILANCIA	3.115.387.540		500.000.000			-230.000.000	2.885.387.540	2.879.756.140	2.772.501.604	96,09%	1.660.497.953	57,55%	616.615.462	1.043.882.491	107.254.536	5.631.400	1.112.003.851
1111220217	LAVANDERIA	1.201.116.127					11.097.348	1.212.213.469	1.210.087.921	1.210.087.921	99,87%	527.843.579	43,54%	61.666.478	466.177.101	1.472.121	125.548	682.772.221
1111220219	GASTO DE GESTION AMBIENTAL	950.916.529					0	950.916.529	771.386.759	661.757.397	69,59%	259.479.985	27,29%	25.304.295	234.175.690	109.629.362	179.529.770	442.277.412
1111220220	VIGENCIAS ANTERIORES	2.585.462.971					1.686.138.011	1.686.138.011	4.271.600.982	4.271.600.982	100,00%	4.271.600.982	100,00%	4.271.600.982				
1111220221	VIGENCIAS EXPIRADAS						138.786	138.786	138.786	138.786	100,00%	138.786	100,00%	138.786				
111131	TRANSFERENCIAS CORRIENTES	16.257.075.889	0	0	1.200.479.230	10.782.819	-1.189.718.611	15.067.359.278	14.766.142.158	10.118.044.193	67,15%	9.987.453.827	66,29%	9.754.119.382	223.334.245	4.648.097.965	301.217.120	130.590.586
111131	TRANSFERENCIAS SECTOR PUBL	43.508.968	0	0	0	0	0	43.508.968	43.508.968	43.508.968	100,00%	18.471.865	42,46%	18.471.865	0	0	0	25.037.103
11113101	ADMINISTRACION PUBLICA CEN	43.508.968	0	0	-9	0	0	43.508.968	43.508.968	43.508.968	100,00%	18.471.865	42,46%	18.471.865	0	0	0	25.037.103
1111310101	CUOTA FISCALIZACION CONTRA	43.508.968	0	0	0	0	0	43.508.968	43.508.968	43.508.968	100,00%	18.471.865	42,46%	18.471.865	0	0	0	25.037.103
11113132	TRANSFERENCIAS DE PREVISIO	14.638.942.479	0	0	1.000.000.000	0	-1.000.000.000	13.638.942.479	13.638.942.479	9.211.975.490	67,54%	9.182.587.343	67,33%	9.173.342.803	9.244.540	4.426.966.989	0	29.388.147
1111313201	PENSIONES Y CESANTIAS	14.638.942.479	0	0	1.000.000.000	0	-1.000.000.000	13.638.942.479	13.638.942.479	9.211.975.490	67,54%	9.182.587.343	67,33%	9.173.342.803	9.244.540	4.426.966.989	0	29.388.147
1111320101	CUOTAS PARTES POR PENSIONE	225.415.397					0	225.415.397	225.415.397	63.662.805	28,24%	63.220.317	28,05%	63.220.317				
1111320102	PENSIONES DE VEJEZ Y MUERT	4.590.623.284					0	4.590.623.284	4.590.623.284	2.349.682.058	51,18%	2.349.682.058	51,18%	2.349.682.058				
1111320104	CESANTIAS RETROACTIVAS	2.822.903.798			1.000.000.000	-1.000.000.000	1.822.903.798	1.822.903.798	44.383.863	2,43%	26.479.236	1,45%	26.479.236					
1111320105	CESANTIAS REGIMEN ANUAL	7.000.000.000					0	7.000.000.000	7.000.000.000	6.754.246.664	96,49%	6.743.295.732	96,33%	6.734.400.092	8.805.640	245.753.336	221.120.978	17.904.727
111133	OTRAS TRANSFERENCIAS	1.574.624.442	0	0	200.479.230	10.782.819	-189.718.611	1.384.907.831	1.083.690.711	862.559.735	62,28%	786.394.419	56,78%	562.304.714	224.089.705	221.120.978	301.217.120	78.163.216
11113301	SENTENCIAS	564.524.496	0	0	0	0	0	564.524.496	564.524.496	357.468.985	63,32%	287.884.252	51,00%	277.828.429	10.055.823	207.055.511	0	69.584.733
1111330101	SENTENCIAS, FALLOS Y CONCI	564.524.496	0	0	0	0	0	564.524.496	564.524.496	357.468.985	63,32%	287.884.252	51,00%	277.828.429	10.055.823	207.055.511	0	69.584.733
11113303	OTRAS TRANSFERENCIAS	1.010.099.946	0	0	200.479.230	10.782.819	-189.718.611	820.383.335	519.156.215	505.090.750	61,57%	498.510.167	60,77%	284.478.235	214.033.882	14.075.465	301.217.120	6.580.583
1111330301	OTRAS TRANSFERENCIAS	810.099.946	0	0	200.000.000	115.572	-399.984.428	610.215.518	308.998.398	294.922.933	48,33%	288.342.350	47,25%	262.571.039	25.771.312	14.075.465	301.217.120	6.580.583
1111330306	VIGENCIAS ANTERIORES	200.000.000	0	0	479.230	10.647.047	10.167.817	210.167.817	210.167.817	210.167.817	100,00%	210.167.817	100,00%	210.167.817				
1112	DEUDA PUBLICA	0	0	0	0	0	0	0	0	0	0,00%	0	0,00%	0	0	0	0	0
11121	SERVICIO DE LA DEUDA INTER	0	0	0	0	0	0	0	0	0	0,00%	0	0,00%	0	0	0	0	0
111212	INTERESES	0	0	0	0	0	0	0	0	0	0,00%	0	0,00%	0	0	0	0	0
11121201	ENTIDADES FINANCIACION	0	0	0	0	0	0	0	0	0	0,00%	0	0,00%	0	0	0	0	0
1112120101	PAGO DE INTERESES Y COMISI	0	0	0	0	0	0	0	0	0	0,00%	0	0,00%	0	0	0	0	0
1113	GASTOS DE INVERSION	37.428.441.653	500.000.000	600.000.000	3.624.757.894	3.624.757.894	-100.000.000	37.328.441.653	19.865.245.469	16.850.144.942	45,14%	13.175.213.313	35,30%	7.838.559.303	5.338.654.010	3.015.100.527	17.463.196.184	3.674.931.829
11131	SECTOR SALUD	37.428.441.653	500.000.000	600.000.000	3.624.757.894	3.624.757.894	-100.000.000	37.328.441.653	19.865.245.469	16.850.144.942	45,14%	13.175.213.313	35,30%	7.838.559.303	5.338.654.010	3.015.100.527	17.463.196.184	3.674.931.829
111311	INFRAESTRUCTURA	16.100.000.000	0	0	0	0	0	16.100.000.000	116.578.713	116.578.713	0,72%	116.578.713	0,72%	116.578.713	0	0	16.100.000.000	0
11131101	INFRAESTRUCTURA FISICA HO	16.100.000.000	0	0	0	0	0	16.100.000.000	116.578.713	116.578.713	0,72%	116.578.713	0,72%	116.578.713	0	0	16.100.000.000	0
1113110101	CONSTRUCCION, REMODELACION	16.100.000.000	0	0	0	0	0	16.100.000.000	116.578.713	116.578.713	0,72%	116.578.713	0,72%	116.578.713	0	0	16.100.000.000	0
111310105	VIGENCIAS ANTERIORES							116.578.713	116.578.713	116.578.713	100,00%	116.578.713	100,00%	116.578.713			16.100.000.000	
111312	DOTACION	3.919.856.672	500.000.000	600.000.000	1.822.778.255	1.154.527.205	-838.251.050	3.081.605.822	2.541.015.384	2.393.940.398	77,88%	2.284.099.308	74,12%	2.156.797.009	127.302.497	147.074.968	540.590.258	109.440.892
11131201	DOTACION HOSPITALARIA	1.924.856.667	500.000.000	300.000.000	984.735.308	0	-784.735.308	1.150.120.759	938.468.159	789.411.193	68,64%	679.572.301	59,09%	660.312.151	19.260.150	147.074.968	213.632.600	109.840.892
1113120101	EQUIPOS MEDICOS, CIENTIFIC	1.924.856.667	500.000.000	300.000.000	200.000.000	0	0	800.000.000	586.387.400	439.292.434	54,91%	329.451.542	41,18%	310.191.392	19.260.150	147.074.968	213.632.600	109.840.892
1113120105	VIGENCIAS ANTERIORES	1.134.856.667			784.735.308			350.120.759	350.120.759	350.120.759	100,00%	350.120.759	100,00%	350.120.759				
11131202	GESTION DE LA TECNOLOGIA Y	1.985.000.005	0	300.000.000	908.042.347	1.154.527.205	-53.515.142	1.931.484.863	1.604.527.205	1.604.527.205	83,07%	1.496.484.858	83,07%	1.496.484.858	108.042.347	0	326.957.658	0
1113120201	GESTION DE LA TECNOLOGIA Y	1.535.000.005	0	300.000.000	908.042.347			1.208.042.347	326.957.658	0	0,00%	0	0,00%	0	0	326.957.658	0	
1113120205	VIGENCIAS ANTERIORES	450.000.000			0			0	0	0	0,00%	0	0,00%	0				
1113120206	VIGENCIAS EXPIRADAS				1.046.484.858	1.496.484.858	1.496.484.858	1.496.484.858	1.496.484.858	1.496.484.858	100,00%	1.496.484.858	100,00%	1.496.484.858				
111313	GESTION TALENTO HUMANO Y E	2.350.691.711	0	0	27.542.000	427.094.849	399.552.849	2.750.244.560	2.285.621.024	1.075.617.348	47,29%	435.929.038	15,85%	430.832.045	5.296.993	1.810.003.878	484.623.536	39.688.208
1113130101	GESTION FORMACION CAPACITA	137.580.804			27.146.000													

Rubro	Detalle Rubro	Presupuesto Inicial	Modificaciones					Presupuesto Definitivo	Disponibilidades Expedidas	Ejecutado			Pagos	Cuentas por Pagar	Saldos			
			Adiciones	Reducciones	- Débitos	+ Créditos	Total Modificaciones			Compromisos	Pagos + Obligaciones				Disponibilidad	Rubro	Compromisos	
1114110101	MATERIAL MEDICO, QUIRUR. H	27.757.931.861	700.000.000		4.268.488.557	69.148.934	-3.499.339.623	24.268.592.038	23.346.893.159	20.232.285.270	83,40%	8.922.318.567	36,78%	651.116.110	8.271.202.457	3.114.607.889	911.698.879	11.309.966.703
1114110102	ALIMENTACION	4.546.158.724			100.000.000		-100.000.000	4.446.158.724	4.446.158.724	4.276.834.603	95,19%	1.529.322.457	34,40%	921.583.343	607.739.114	169.324.121		2.747.512.146
1114110103	ELEMENTOS DE LENCERIA	397.172.815					0	397.172.815	110.000.000	109.827.689	27,65%	2.100.521	0,53%		2.100.521	172.301	287.172.815	107.727.178
1114110104	CONTRATOS DE PRESTACION DE	1.422.949.440			-300.000.000		-300.000.000	1.122.949.440	647.600.000	647.600.000	57,67%	489.158.226	43,56%		489.158.226		475.349.440	158.441.774
1114110106	VIGENCIAS ANTERIORES	3.757.945.510			69.148.934	4.688.488.557	4.598.339.623	8.357.285.133	8.357.285.133	8.357.285.133	100,00%	8.357.285.133	100,00%					
TOTAL VIGENCIAS ANTERIORES		12.500.000.000	0	0	1.181.960.405	9.852.580.167	8.670.619.762	21.170.619.762	21.170.619.762	21.170.619.762	100,00%	21.170.619.762	100,00%	20.589.498.920	601.120.842	0	0	0


MARTHA CECILIA CASTRILLÓN SUÁREZ
Gerente
Aprobó


OLGA MERY LÓPEZ CASTAÑO
Subgerente Administrativa y Financiera
Revisó


ISABEL VÉLEZ GALLEGO
Profesional Universitaria
Proyectó