




E.S.E METROSALUD


EJECUCION PRESUPUESTAL DE INGRESOS


31 DE MAYO DE 2020

Rubro	Detalle Rubro	Presupuesto Inicial	Modificaciones				Total Modificaciones	Presupuesto Definitivo	Cuentas por Cobrar	Recaudo		Reconocido		Saldo por Recaudar	
			Adiciones	Reducciones	Débitos	Créditos				Recaudo	%	Facturación	%	Valor	%
15	INGRESOS	322.893.078.456	2.642.249.410	0	0	0	2.642.249.410	325.535.327.866	41.463.173.184	124.917.329.075	38,37%	154.031.763.487	47,32%	200.617.998.791	61,63%
151	DISPONIBILIDAD INICIAL	11.332.640.000	0	0	0	0	11.332.640.000	0	0	11.332.640.000	100,00%	11.332.640.000	100,00%	0	0,00%
152	DEL PERIODO	311.560.438.456	2.642.249.410	0	0	0	2.642.249.410	314.202.687.866	41.463.173.184	113.584.689.075	36,15%	142.699.123.487	45,42%	200.617.998.791	63,85%
1521	CORRIENTES	301.396.676.816	2.642.249.410	0	0	0	2.642.249.410	304.038.926.226	40.957.422.928	103.154.746.053	33,93%	132.299.931.616	43,51%	200.884.180.173	66,07%
15211	FISCALES	2.862.616.619	0	0	0	0	0	2.862.616.619	771.359.975	115.284.369	4,03%	875.790.395	30,59%	2.747.332.250	95,97%
152111	NO TRIBUTARIOS	2.862.616.619	0	0	0	0	0	2.862.616.619	771.359.975	115.284.369	4,03%	875.790.395	30,59%	2.747.332.250	95,97%
15211101	SANCIONES	0	0	0	0	0	0	0	10.786.729	0	0,00%	10.786.729	100,00%	0	100,00%
1521110103	PROCESOS DISCIPLINARIOS	0	0	0	0	0	0	0	10.786.729	0	0,00%	10.786.729	100,00%	0	100,00%
15211102	RENTAS CONTRACTUALES	2.862.616.619	0	0	0	0	0	2.862.616.619	760.573.246	115.284.369	4,03%	865.003.666	30,22%	2.747.332.250	95,97%
1521110202	ARRENDAMIENTOS BIENES INMU	2.862.616.619	0	0	0	0	0	2.862.616.619	760.573.246	115.284.369	4,03%	865.003.666	30,22%	2.747.332.250	95,97%
15212	VENTA DE SERVICIOS	282.534.060.197	0	0	0	0	0	282.534.060.197	40.186.062.953	93.482.561.920	33,09%	121.867.241.457	43,13%	189.051.498.277	66,91%
152121	DE SALUD	282.534.060.197	0	0	0	0	0	282.534.060.197	40.186.062.953	93.482.561.920	33,09%	121.867.241.457	43,13%	189.051.498.277	66,91%
15212101	OTROS SERVICIOS	282.534.060.197	0	0	0	0	0	282.534.060.197	40.186.062.953	93.482.561.920	33,09%	121.867.241.457	43,13%	189.051.498.277	66,91%
1521210101	REGIMEN CONTRIBUTIVO	17.084.274.574	0	0	0	0	0	17.084.274.574	2.327.452.082	5.913.764.791	34,62%	8.241.216.873	48,24%	11.170.509.783	65,38%
1521210101-1	VIGENCIAS ANTERIORES - REG	1.219.649.027	0	0	0	0	0	1.219.649.027	63.302.684	1.156.346.343	94,81%	1.156.346.343	94,81%	63.302.684	5,19%
1521210102	REGIMEN SUBSIDIADO	141.551.359.439	0	0	0	0	0	141.551.359.439	12.635.496.820	40.772.381.726	28,80%	53.407.878.546	37,73%	100.778.977.713	71,20%
1521210102-1	VIGENCIAS ANTERIORES - REG	29.096.647.347	0	0	0	0	0	29.096.647.347	9.255.854.305	19.840.793.042	68,19%	19.840.793.042	68,19%	9.255.854.305	31,81%
1521210103	PARTICULARES	2.034.286.881	0	0	0	0	0	2.034.286.881	194.133.664	575.308.347	28,28%	769.442.011	37,82%	1.458.978.534	71,72%
1521210103-1	VIGENCIAS ANTERIORES - PARTI	0	0	0	0	0	0	0	0	1.617.836	100,00%	1.617.836	100,00%	-1.617.836	0,00%
1521210104	ECAT	1.191.615.405	0	0	0	0	0	1.191.615.405	319.203.874	181.568.665	15,24%	500.772.539	42,02%	1.010.046.740	84,76%
1521210104-1	VIGENCIAS ANTERIORES - ECA	276.551.890	0	0	0	0	0	276.551.890	78.027.741	198.524.149	71,79%	198.524.149	71,79%	78.027.741	28,21%
1521210105	ESE	2.084.480	0	0	0	0	0	2.084.480	4.327.594	200.400	9,61%	4.527.994	217,22%	1.884.080	90,39%
1521210105-1	VIGENCIAS ANTERIORES - ESE	133.934.942	0	0	0	0	0	133.934.942	133.387.522	547.420	0,41%	547.420	0,41%	133.387.522	99,59%
1521210106	RIESGOS PROFESIONALES	34.232.451	0	0	0	0	0	34.232.451	13.811.302	6.631.812	19,37%	20.443.114	59,72%	27.600.639	80,63%
1521210106-1	VIGENCIAS ANTERIORES - RIE	712.463	0	0	0	0	0	712.463	0	3.605.650	506,08%	3.605.650	506,08%	-2.893.187	-406,08%
1521210107	CUOTAS DE RECUPERACION	203.849.393	0	0	0	0	0	203.849.393	286.529.550	123.525.519	60,60%	410.055.069	201,16%	80.323.874	39,40%
1521210107-1	VIGENCIAS ANTERIORES - CUO	0	0	0	0	0	0	0	0	6.793.624	100,00%	6.793.624	100,00%	-6.793.624	0,00%
1521210108	FOSYGA	603.860.659	0	0	0	0	0	603.860.659	217.979.793	0	0,00%	217.979.793	36,10%	603.860.659	100,00%
1521210108-1	VIGENCIAS ANTERIORES - FOS	386.121.067	0	0	0	0	0	386.121.067	386.121.067	0	0,00%	0	0,00%	386.121.067	100,00%
1521210109	VINCULADOS	7.651.157.328	0	0	0	0	0	7.651.157.328	5.285.893.767	3.035.298	0,04%	5.288.929.065	69,13%	7.648.122.030	99,96%
1521210109-1	VIGENCIAS ANTERIORES - VIN	83.495.639	0	0	0	0	0	83.495.639	69.481.906	14.013.733	16,78%	14.013.733	16,78%	69.481.906	83,22%
1521210110	PROYECTOS PLAN INTEGRAL DE	63.601.611.270	0	0	0	0	0	63.601.611.270	4.367.363.438	22.460.772.725	35,31%	26.282.136.163	42,18%	41.140.838.545	64,69%
1521210110-1	VIGENCIAS ANTERIORES - PLA	19.518.100	0	0	0	0	0	19.518.100	0	1.448.214.048	7419,85%	1.448.214.048	7419,85%	-1.428.695.948	-7319,85%
1521210111	COPAGOS	1.233.840.531	0	0	0	0	0	1.233.840.531	139.063.146	312.789.815	25,35%	451.852.961	36,62%	921.050.716	74,65%
1521210111-1	VIGENCIAS ANTERIORES COPAG	0	0	0	0	0	0	0	0	28.601.857	100,00%	28.601.857	100,00%	-28.601.857	0,00%
1521210112	VINCULADOS DEPARTAMENTO	999.520.000	0	0	0	0	0	999.520.000	2.532.310.315	318.147.543	31,83%	2.850.457.858	285,18%	681.372.457	68,17%
1521210112-1	VIGENCIAS ANTERIORES - VIN	1.829.763.128	0	0	0	0	0	1.829.763.128	1.805.138.229	24.624.899	1,35%	24.624.899	1,35%	1.805.138.229	98,65%
1521210124	EMPRESAS MEDICINA PREPAGAD	0	0	0	0	0	0	0	0	0	0,00%	0	0,00%	0	0,00%
1521210124-1	VIGENCIAS ANTERIORES - EMPRESAS	0	0	0	0	0	0	0	0	0	0,00%	0	0,00%	0	0,00%
1521210127	ENTIDADES DE REGIMEN ESPEC	6.034.475	0	0	0	0	0	6.034.475	23.198.834	1.353.042	22,42%	24.551.876	406,86%	4.681.433	77,58%
1521210127-1	VIGENCIAS ANTERIORES - ENTI	4.908.671	0	0	0	0	0	4.908.671	0	9.499.338	193,52%	9.499.338	193,52%	-4.590.667	-93,52%
1521210130	IPS PRIVADAS	0	0	0	0	0	0	0	5.482.078	0	0,00%	5.482.078	100,00%	0	0,00%
1521210130-1	VIGENCIAS ANTERIORES - IPS	1.396.195	0	0	0	0	0	1.396.195	1.396.195	0	0,00%	0	0,00%	1.396.195	100,00%
1521210132	OTRAS VENTAS DE SERVICIOS	13.237.993.366	0	0	0	0	0	13.237.993.366	15.855.860	39.821.920	0,30%	55.677.800	0,42%	13.198.171.446	99,70%
1521210132-1	VIGENCIAS ANTERIORES OTRAS VEN	0	0	0	0	0	0	0	0	21.875.310	100,00%	21.875.310	100,00%	-21.875.310	0,00%
1521210134	COMPAÑIAS DE SEGUROS - PLAN	25.593.161	0	0	0	0	0	25.593.161	16.577.400	6.828.520	26,68%	23.405.920	91,45%	18.764.641	73,32%

Rubro	Detalle Rubro	Presupuesto Inicial	Modificaciones				Total Modificaciones	Presupuesto Definitivo	Cuentas por Cobrar	Recaudo		Reconocido		Saldo por Recaudar	
			Adiciones	Reducciones	- Débitos	+ Créditos				Recaudo	%	Facturación	%	Valor	%
1521210134-1	VIGENCIAS ANTERIORES COMPA	20.048.315		0	0	0	0	20.048.315	8.673.767	11.374.548	56,74%	11.374.548	56,74%	8.673.767	43,26%
15213	TRANSFERENCIAS	16.000.000.000	2.642.249.410	0	0	0	2.642.249.410	18.642.249.410	0	9.556.899.764	51,26%	9.556.899.764	51,26%	9.085.349.646	48,74%
152131	TRANSFERENCIAS CORRIENTES	16.000.000.000	2.642.249.410	0	0	0	2.642.249.410	18.642.249.410	0	9.556.899.764	51,26%	9.556.899.764	51,26%	9.085.349.646	48,74%
15213103	DE LOS MUNICIPIOS	16.000.000.000	0	0	0	0	0	16.000.000.000	0	8.500.000.000	53,13%	8.500.000.000	53,13%	7.500.000.000	46,88%
1521310301	MUNICIPIO DE MEDELLIN	16.000.000.000		0	0	0	0	16.000.000.000		8.500.000.000	53,13%	8.500.000.000	53,13%	7.500.000.000	46,88%
15213104	OTRAS TRANSFERENCIAS	0	2.642.249.410	0	0	0	2.642.249.410	2.642.249.410	0	1.056.899.764	40,00%	1.056.899.764	40,00%	1.585.349.646	60,00%
1521310401	OTRAS TRANSFERENCIAS	0	2.642.249.410	0	0	0	2.642.249.410	2.642.249.410	0	1.056.899.764	40,00%	1.056.899.764	40,00%	1.585.349.646	60,00%
1522	RECURSOS DE CAPITAL	10.163.761.640	0	0	0	0	0	10.163.761.640	505.750.256	10.429.943.022	102,62%	10.399.191.871	102,32%	-266.181.382	-2,62%
15221	OTROS INGRESOS	10.163.761.640	0	0	0	0	0	10.163.761.640	505.750.256	10.429.943.022	102,62%	10.399.191.871	102,32%	-266.181.382	-2,62%
152211	FINANCIEROS	333.574.448	0	0	0	0	0	333.574.448	0	6.805.419.378	2040,15%	6.805.419.378	2040,15%	-6.471.844.930	-1940,15%
15221101	INTERESES Y RENDIMIENTOS	333.574.448	0	0	0	0	0	333.574.448	0	6.805.419.378	2040,15%	6.805.419.378	2040,15%	-6.471.844.930	-1940,15%
1522110103	RENDIMIENTOS Y REAJUSTE MO	333.574.448	0	0	0	0	0	333.574.448	0	6.805.419.378	2040,15%	6.805.419.378	2040,15%	-6.471.844.930	-1940,15%
152212	EXTRAORDINARIOS	9.830.187.192	0	0	0	0	0	9.830.187.192	505.750.256	3.624.523.644	36,87%	3.593.772.493	36,56%	6.205.663.548	63,13%
15221201	VENTA DE ACTIVOS	0	0	0	0	0	0	0	0	5.610.000	100,00%	5.610.000	100,00%	-5.610.000	0,00%
1522120101	RECUPERACION BIENES MUEBLE									5.610.000	100,00%	5.610.000	100,00%	-5.610.000	0,00%
15221202	SOBRANTES	4.316.049	0	0	0	0	0	4.316.049	2.803.182	427.565.243	9906,40%	430.368.425	9971,35%	-423.249.194	-9806,40%
1522120201	SOBRANTES Y APROVECHAMIENT									404.838.338	100,00%	404.838.338	100,00%	-404.838.338	0,00%
1522120202	RECICLAJE									2.803.182	0,00%	2.803.182	0,00%	0	0,00%
1522120203	OTROS SERVICIOS	4.316.049	0	0	0	0	0	4.316.049		22.726.905	526,57%	22.726.905	526,57%	-18.410.856	-426,57%
15221203	RECUPERACIONES	1.343.820.149	0	0	0	0	0	1.343.820.149	17.118.962	1.886.933.014	140,42%	1.904.051.976	141,69%	-543.112.865	-40,42%
1522120301	OTRAS CUENTAS POR COBRAR	82.292.886	0	0	0	0	0	82.292.886	17.118.962	1.355.962.278	1647,73%	1.373.081.240	1668,53%	-1.273.669.392	-1547,73%
1522120302	INCAPACIDADES	1.261.527.263	0	0	0	0	0	1.261.527.263		530.970.736	42,09%	530.970.736	42,09%	730.556.527	57,91%
15221205	CUOTAS PARTES	7.757.024.397	0	0	0	0	0	7.757.024.397	468.710.052	1.092.624.115	14,09%	1.041.950.820	13,43%	6.664.400.282	85,91%
1522120501	PENSIONALES	7.628.675.490	0	0	0	0	0	7.628.675.490	468.710.052	1.092.624.115	14,32%	1.041.950.820	13,66%	6.536.051.375	85,68%
1522120502	CESANTIAS	128.348.907	0	0	0	0	0	128.348.907		0	0,00%	0	0,00%	128.348.907	100,00%
15221206	OTROS INGRESOS EXTRAORDINA	725.026.597	0	0	0	0	0	725.026.597	17.118.060	211.791.272	29,21%	211.791.272	29,21%	513.235.325	70,79%
1522120601	FONDO DE VIVIENDA	725.026.597	0	0	0	0	0	725.026.597	17.118.060	211.791.272	29,21%	211.791.272	29,21%	513.235.325	70,79%
TOTAL VIGENCIAS ANTERIORES		33.072.746.784	0	0	0	0	0	33.072.746.784	11.801.383.416	22.766.431.797	68,84%	22.766.431.797	68,84%	10.306.314.987	31,16%

  
MARTHA CECILIA CASTRILLÓN SUÁREZ  
Gerente  
Aprobó

  
OLGA MERY LÓPEZ CASTAÑO  
Subgerente Administrativa y Financiera  
Revisó

  
ISABEL VÉLEZ GALLEGO  
Profesional Universitaria  
Proyectó









Rubro	Detalle Rubro	Presupuesto Inicial	Modificaciones					Presupuesto Definitivo	Disponibilidades Expedidas	Ejecutado		Pagos	Cuentas por Pagar	Saldo				
			Adiciones	Reducciones	- Débitos	+ Créditos	Total Modificaciones			Compromisos	Pagos + Obligaciones			Disponibilidad	Rubro	Compromisos		
111313	GESTION TALENTO HUMANO Y E	2.350.891.711	0	0	27.542.000,00	427.694.849,00	399.552.849	2.750.244.560	2.265.621.024	473.941.348	17,23%	431.534.045	15,69%	430.433.045	1.038.000	1.811.659.678	454.623.536	42.427.301
1113130101	GESTION FORMACION CAPACITA	137.530.804			27.145.000,00		-27.145.000	110.434.804	110.434.804	22.935.650	20,74%	5.813.150	5,26%	5.813.150		87.529.154		17.092.500
1113130103	DESARROLLO INTEGRAL Y CALI	2.213.110.907			395.000,00	403.000.000,00	399.604.000	2.612.714.907	2.148.091.371	423.960.847	16,23%	393.626.045	15,26%	397.986.045	620.000	1.724.130.524	454.623.536	25.334.801
1113130105	VIGENCIAS ANTERIORES					26.693.849,00	26.693.849	26.693.849	26.693.849	26.693.849	100,00%	26.693.849	100,00%	26.693.849				
1113130105	VIGENCIAS EXPIRADAS					395.000,00	395.000	395.000	395.000	395.000	100,00%	395.000	100,00%	395.000				
111316	GESTION FORTALECIMIENTO DE	14.851.090.670	0	0	1.653.370.025,00	1.925.557.127,00	273.187.102	15.134.277.772	12.676.295.332	12.334.156.652	81,51%	9.376.423.723	61,95%	3.876.525.645	5.499.698.077	340.133.730	2.457.982.390	2.959.732.929
1113160101	GESTION FORTALECIMIENTOS D	12.258.055.595			1.647.768.044,00	5.581.931,00	-1.842.205.063	10.613.859.532	8.155.877.142	7.815.739.412	73,64%	4.856.005.483	45,75%	529.217.166	4.326.783.297	340.133.730	2.457.982.390	2.959.732.929
1113160105	VIGENCIAS ANTERIORES	2.605.025.075			2.258.172,00	1.831.952.179,00	1.829.684.007	4.434.709.092	4.434.709.092	4.434.709.092	100,00%	4.434.709.092	100,00%	3.347.308.450	1.087.400.622			
1113160107	VIGENCIAS EXPIRADAS				3.313.809,00	89.022.967,00	85.709.158	85.709.158	85.709.158	85.709.158	100,00%	85.709.158	100,00%		85.709.158			
111317	GESTION ORGANIZACIONAL	195.892.600	0	0	51.047.614,00	0,00	-51.047.614	145.734.984	145.734.984	99.659.424	68,39%	15.550.020	10,67%	0	15.550.020	46.055.562	0	84.119.404
1113170102	GESTION DE LA COMUNICACION	92.100.000			17.867.614,00		-17.867.614	74.232.386	74.232.386	28.163.824	37,94%	1.249.500	1,68%		1.249.500			26.917.324
1113170103	FORTALECIMIENTO DEL DESARR	71.502.600					0	71.502.600	71.502.600	71.502.600	100,00%	14.300.520	20,00%		14.300.520			57.202.080
1113170105	VIGENCIAS ANTERIORES	33.200.000			33.200.000,00		-33.200.000	0	0	0	0,00%	0	0,00%					
1114	GASTOS DE OPERACION COMERC	37.892.158.150	700.000.000	0	4.737.637.491,00	4.737.637.491,00	700.000.000	38.582.158.150	36.363.615.433	32.059.892.793	83,12%	17.779.116.557	46,04%	6.708.783.692	11.070.332.855	4.293.722.640	2.218.542.717	14.290.776.238
11141	GASTOS COMERCIALIZACION	37.892.158.150	700.000.000	0	4.737.637.491,00	4.737.637.491,00	700.000.000	38.582.158.150	36.363.615.433	32.059.892.793	83,12%	17.779.116.557	46,04%	6.708.783.692	11.070.332.855	4.293.722.640	2.218.542.717	14.290.776.238
111411	COMPRA DE BIENES	37.892.158.150	700.000.000	0	4.737.637.491,00	4.737.637.491,00	700.000.000	38.582.158.150	36.363.615.433	32.059.892.793	83,12%	17.779.116.557	46,04%	6.708.783.692	11.070.332.855	4.293.722.640	2.218.542.717	14.290.776.238
11141101	COMPRA DE BIENES Y SERVICI	37.892.158.150	700.000.000	0	4.737.637.491,00	4.737.637.491,00	700.000.000	38.582.158.150	36.363.615.433	32.059.892.793	83,12%	17.779.116.557	46,04%	6.708.783.692	11.070.332.855	4.293.722.640	2.218.542.717	14.290.776.238
1114110101	MATERIAL MEDICO, QUIRUR. H	27.757.931.661	700.000.000		4.268.453.557,00	69.149.934,00	-3.499.339.673	24.258.592.033	22.820.571.576	18.696.345.358	77,07%	7.776.477.874	32,05%	417.358.310	7.359.119.564	4.124.226.218	1.433.020.462	10.919.857.424
1114110102	ALIMENTACION	4.556.158.724			100.000.000,00		-100.000.000	4.456.158.724	4.456.158.724	4.276.834.603	95,19%	1.320.535.633	29,70%	203.652.018	1.116.873.615	169.324.121		2.959.299.970
1114110103	ELEMENTOS DE LENCERIA	397.172.815					0	397.172.815	110.000.000	109.827.699	27,65%	0	0,00%			172.301	287.172.815	109.827.699
1114110104	CONTRATOS DE PRESTACION DE	1.422.949.440			300.000.000,00		-300.000.000	1.122.949.440	629.600.000	629.600.000	56,07%	324.817.917	28,93%		324.817.917		493.349.440	304.782.083
1114110105	VIGENCIAS ANTERIORES	3.757.945.510			69.149.934,00	4.668.488.557,00	4.599.339.623	8.357.285.133	8.357.285.133	8.357.285.133	100,00%	8.357.285.133	100,00%	6.097.763.354	2.269.521.769			
TOTAL VIGENCIAS ANTERIORES		12.500.000.000	0	0	1.181.959.405,00	9.852.580.165,00	8.670.619.761	21.170.619.761	21.170.619.761	21.170.619.761	100,00%	21.170.619.761	100,00%	16.274.291.938	4.895.327.824	0	0	0

MARATHA CECILIA CASTRILLÓN SUÁREZ  
Gerente  
Aprobó

OLGA MERY LÓPEZ CASTAÑO  
Subgerente Administrativa y Financiera  
Revisó

ISABEL VÉLEZ GALLEGU  
Profesional Universitaria  
Proyectó